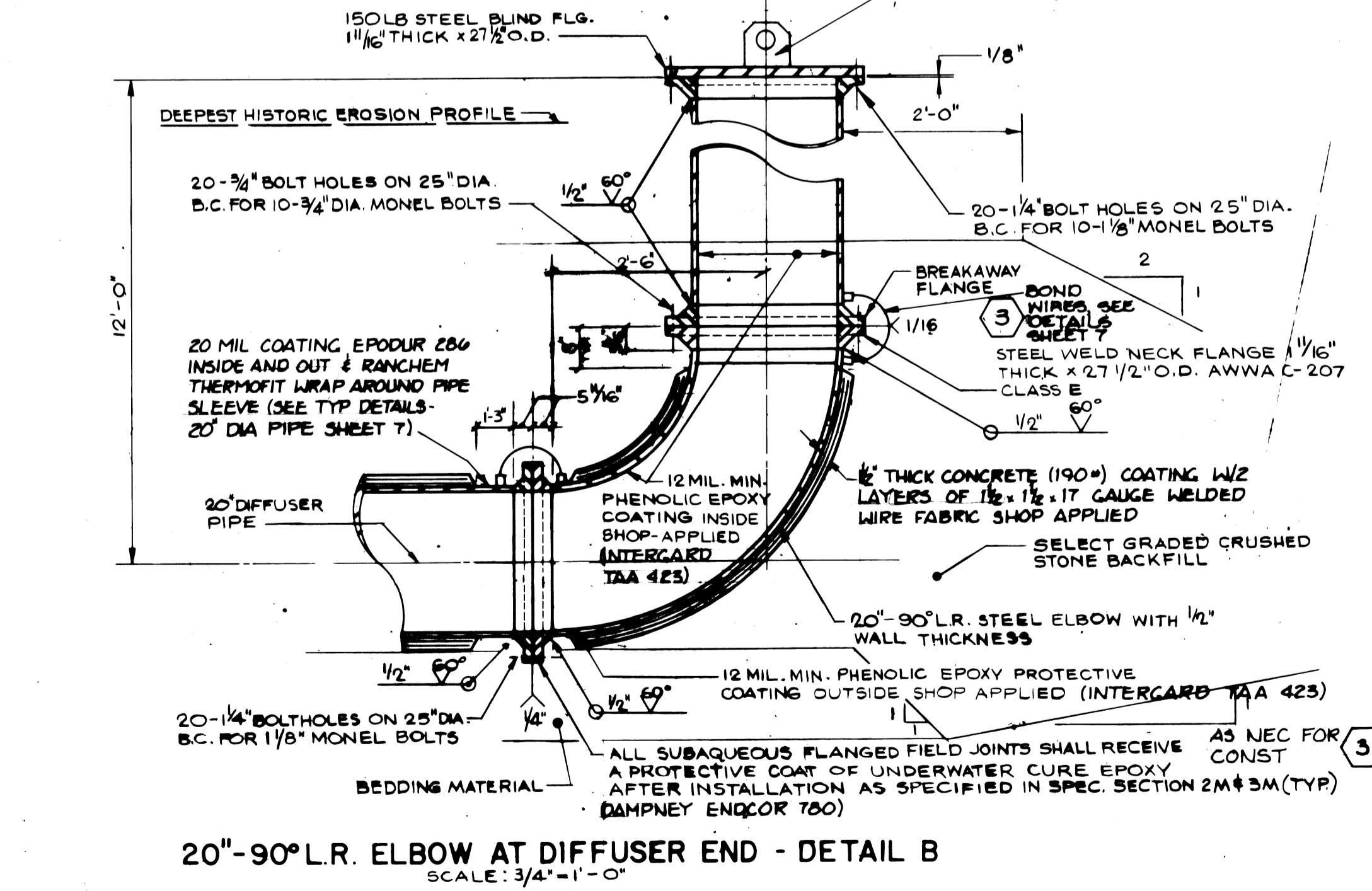
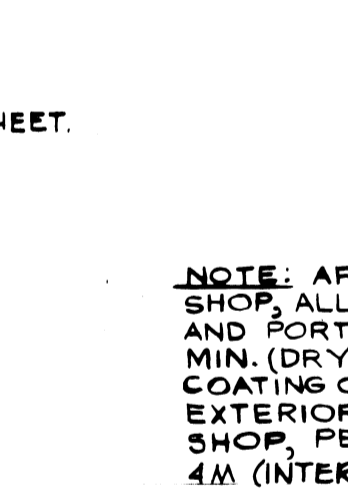


**RECORD DRAWINGS**

Revisions Drawn by *D. Barwick* Date *Feb 12, 1988*  
 THESE RECORD DRAWINGS HAVE BEEN PREPARED, IN PART, ON THE BASIS OF INFORMATION COMPILED BY OTHERS. THEY ARE NOT INTENDED TO REPRESENT IN DETAIL THE EXACT LOCATION, TYPE OF COMPONENT NOR MANNER OF CONSTRUCTION. THE ENGINEER WILL NOT BE RESPONSIBLE FOR ANY ERRORS OR OMISSIONS WHICH HAVE BEEN INCORPORATED INTO THE RECORD DRAWINGS.

**PROFILE**

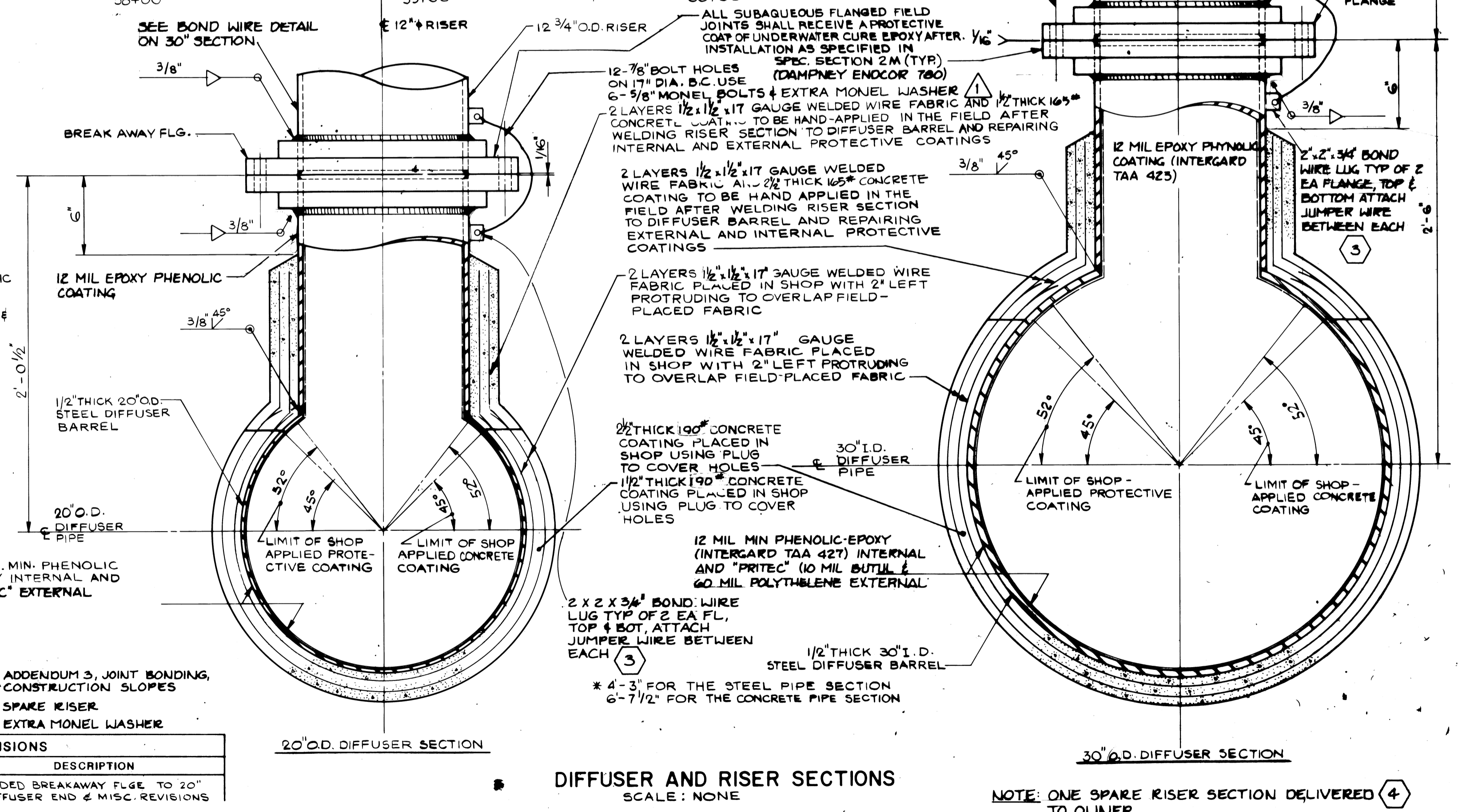
SCALE: HORIZ. 1" = 30'  
 VERT. 1" = 3'



**REVISIONS**

DATE	DW'N	CHK'D	APP'D	DESCRIPTION
8/1/85	DW	PH		ADDED BREAKAWAY FLGE. TO 20" DIFFUSER END & MISC. REVISIONS

7/16/84 WE VLR (3) ADDENDUM 3, JOINT BONDING, CONSTRUCTION SLOPES  
 7/11/84 WE VLR (4) SPARE RISER  
 10/15/85 WE VLR (1) EXTRA MONEL WASHER



**PQA ENGINEERING COMPANY**  
 CHARLOTTE, NORTH CAROLINA RIVERDALE, NEW JERSEY

**APPROVALS**

DESIGNED: *J.W.*  
 DRAWN: *AR*  
 CHECKED: *PH*

PROJ. MGR.: *DK*  
 PROJ. ENGR.: *PH*

*Francis Pandullo*  
**FRANCIS PANDULLO**  
 PROFESSIONAL ENGINEER  
 N.J. LIC. NO. 11626 DATE 7-2-82

**CAPE MAY COUNTY MUNICIPAL UTILITIES AUTHORITY**  
 CAPE MAY COUNTY NEW JERSEY

**WILDWOOD / LOWER REGION**  
**OCEAN OUTFALL**

**MULTI-PORT DIFFUSER**  
 PLAN, PROFILE AND DETAILS (STEEL PIPE)

**PROJECT NO. 61836**  
 SCALE: AS SHOWN  
 DWG. 4 OF 14  
 SHEET 4